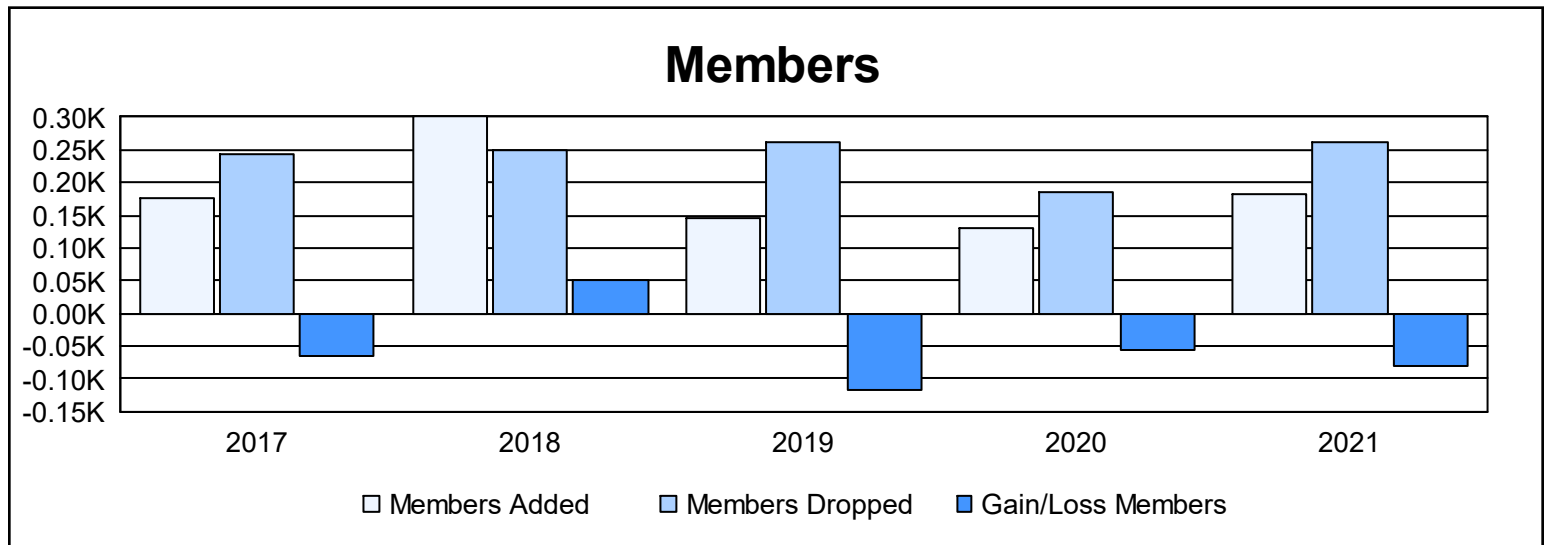
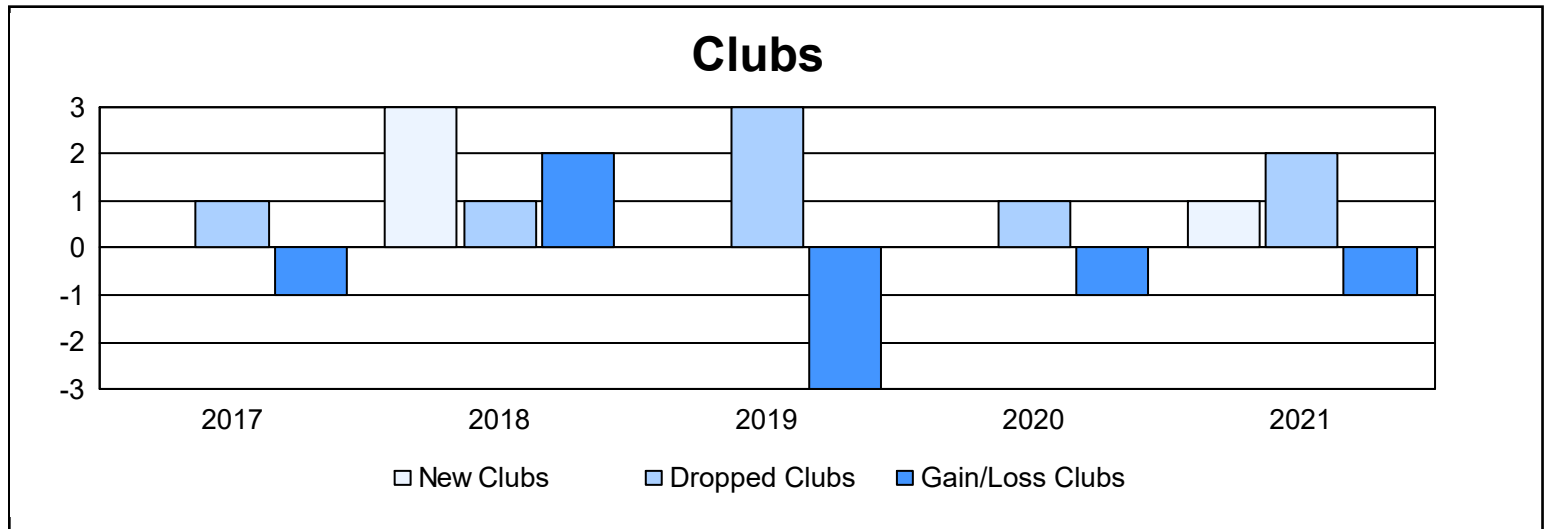
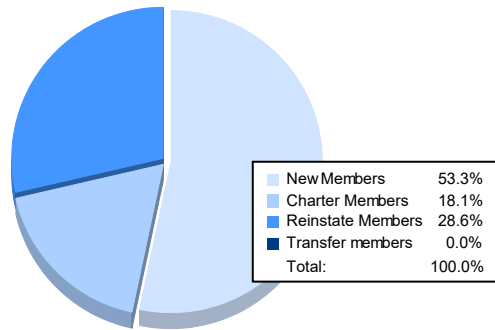


| Year | New Clubs | Dropped Clubs | Gain/ Loss Clubs | New Members | Charter Members | Reinstate Members | Transfer Members | Total Member Added | Total Members Dropped | Gain/ Loss Members |
|----------------|-----------|---------------|------------------|-------------|-----------------|-------------------|------------------|--------------------|-----------------------|--------------------|
| 2016-2017 | 0 | 1 | -1 | 171 | 0 | 6 | 0 | 177 | 243 | -66 |
| 2017-2018 | 3 | 1 | 2 | 207 | 84 | 6 | 3 | 300 | 250 | 50 |
| 2018-2019 | 0 | 3 | -3 | 129 | 6 | 5 | 5 | 145 | 262 | -117 |
| 2019-2020 | 0 | 1 | -1 | 121 | 3 | 2 | 3 | 129 | 185 | -56 |
| 2020-2021 | 1 | 2 | -1 | 97 | 33 | 52 | 0 | 182 | 263 | -81 |
| Average | 1 | 2 | -1 | 145 | 25 | 14 | 2 | 187 | 241 | -54 |



Membership Composition June 2021 Cumulative



Gender Composition June 2021 Cumulative

